



10" Panel, Up & Down Light, Black Finish

APPLICATIONS

- Multi-Family Residential / Condominiums, Retail, Corporate, Senior Living, Healthcare, Education

SHADE DIMENSIONS

- Rectangular Shade: 4.5"W x 10"H x 3" projection
- Optional panel comes in four standard lengths: 5", 10", 15", 20"

DIMMING

- ELV/Triac Dimmable (120V only)

MOUNTING

- Flexible mounting system with universal crossbar and threaded pipe. Refer to installation guide for more details
- Mounts to center of J-box at 5.5" from top of shade

SPECIFICATIONS

- Title 24 JA8 Certified
- UL Damp Listed
- ADA Compliant
- Made in the USA, BAA compliant
- 10 Year Warranty

LAMPING

- Field Replaceable LED Module
- 10W
- 90 CRI
- Select from 2700K, 3000K, 3500K, or 4000K CCT
- L70 100,000+ Hours
- 100+ LPW
- 120-277 Input Voltage

CONSTRUCTION

- Shade is manufactured with aluminum and finished in an architectural-grade powder coat



20" Panel, Up & Down Light, Graphite Finish



UL

ADA

TITLE
24


BAA

10YR
WARRANTY

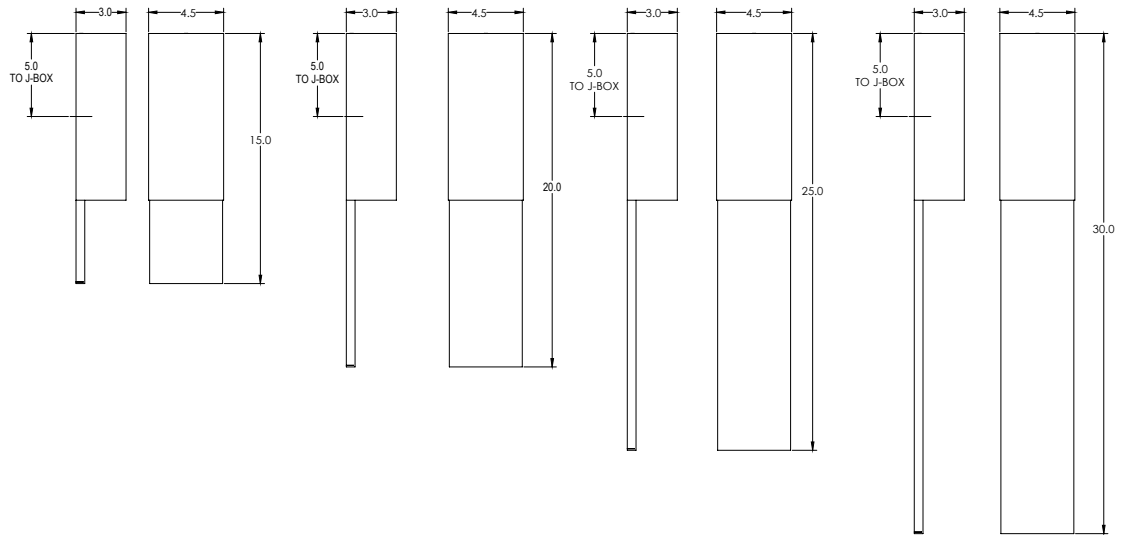
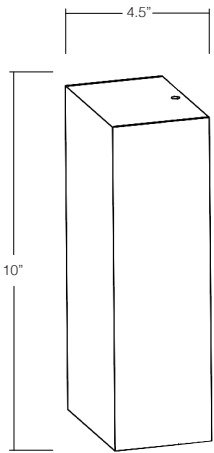

JA8

Indicut

alva



METAL POWDER COAT FINISH OPTIONS:



ORDER CODE:

BRAND	MODEL	CCT	CRI	INPUT VOLTAGE	SHADE LIGHT	FIXTURE	PANEL LENGTH (OPTIONAL)	POWDER COAT FINISH	DOOR PANEL PLAQUE (OPTIONAL MUST SPECIFY)
AU	C10W		9			INDICUT			
		2700 2700K		120 120 Volts	MT1 Down Light Only		PN5 Extends 5" below fixture	ESN Enviro Satin Nickel	DPP Door Panel Plaque
		3000 3000K		277 277 Volts	MT2 Down/Up Light		PN10 Extends 10" below fixture	EOB Enviro Oil-Rubbed Bronze	
		3500 3500K					PN15 Extends 15" below fixture	GR Graphite	
		4000 4000K					PN20 Extends 20" below fixture	DBT Dark Bronze	
								WHT White	
								BLK Black	
								CP Custom RAL Finish	