

**ARCHITECTURAL SCALE, WET-LISTED EXTERIOR WALL SCNCE**



Nate 43 shown in Graphite

**SPECIFICATIONS**

- High efficiency, fully integrated proprietary LED module
- IP66 Rated
- 120-277V input
- 100,000+ hours rated life time
- 10 Year Limited Warranty
- Title 24 Compliant

**LAMPING**

- 3000K or 3500K CCT
- 80 CRI Minimum, 85 CRI Typical
- 28.75" (23W) 1298 delivered lumens
- 43" (27W) 1711 delivered lumens
- 58" (37W) 2183 delivered lumens
- 0-10V Dimming (100-10%)

**CONSTRUCTION**

- Fixture housing (shade): Crafted of aluminum with industrial powder coat finish and high-performance white opal acrylic for anti-yellowing in exterior applications.

**APPLICATIONS**

- Flanking doors, on columns, building facades, between windows.
- Suitable for marine environments

**SIZES**

- 28.75" L x 7.75" W x 6.5"D
- 43" L x 7.75" W x 6.5"D
- 58" L x 7.75" W x 6.5"D

**WEIGHTS**

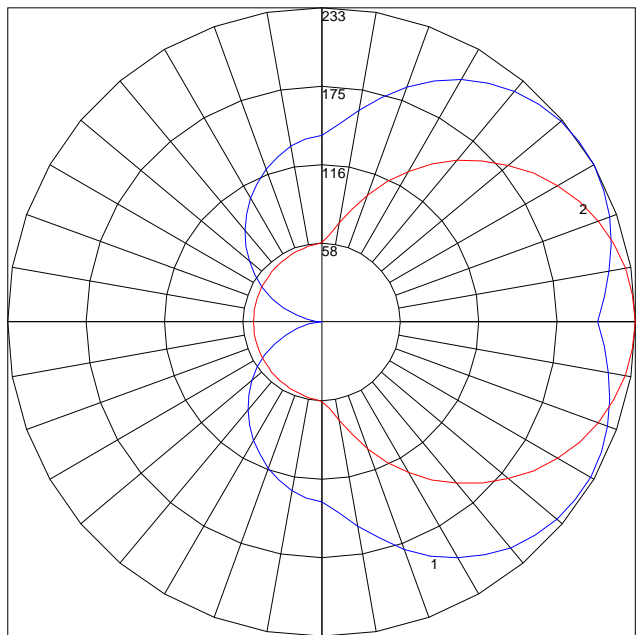
- 28" - 18 lb
- 43" - 27 lb
- 58" - 36 lb

**MOUNTING**

- J-Box 3.0 or 4.0 at center or end of fixture
- Steel mounting system with mounting plate and cover with rubber gaskets between the junction box and mounting plate
- Can be mounted vertically or horizontally

IES INDOOR REPORT  
PHOTOMETRIC FILENAME : 031900301.IES

**POLAR GRAPH**



Maximum Candela = 232.79 Located At Horizontal Angle = 0, Vertical Angle = 120  
# 1 - Vertical Plane Through Horizontal Angles (0 - 180) (Through Max. Cd.)  
# 2 - Horizontal Cone Through Vertical Angle (120) (Through Max. Cd.)



**alva**<sup>TM</sup>

2301 Forth Street. Berkeley CA 94710


510.993.0898

<http://alvalight.com/>

Nate METAL FINISHES



**GR**  
Graphite (Powder Coat)




**EOB**  
Enviro Oil-Rubbed Bronze (Powder Coat)



**ESN**  
Enviro Satin Nickel (Powder Coat)



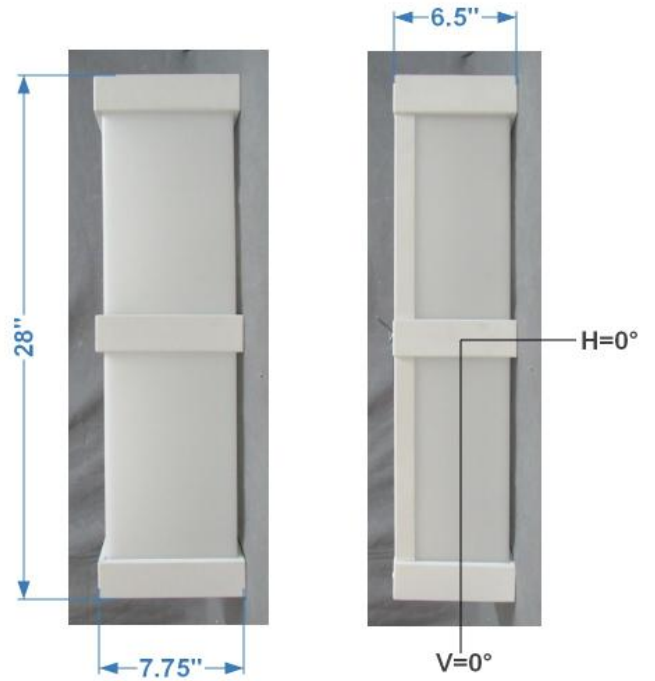
**BLK**  
Matte Black (Powder Coat)



**WHT**  
Matte White (Powder Coat)

Custom RAL colors supplied on special order

Nate DIMENSIONS



SPECIFICATION SUBJECT TO CHANGE

NATE ORDER CODE

NATE	LENGTH	CCT	METAL TRIM
MODEL			Powder Coat Finish Options
Nate	28 - 28.75"	3000K	ESN - ENVIRO SATIN NICKEL
	43 - 43"	3500K	EOB - ENVIRO OIL-RUBBED BRONZE
	58 - 58"		GR - GRAPHITE
			WHT - MATTE WHITE
			BLK - MATTE BLACK