



Cone 7"W x 7"H

CO7W7H is a personal approach to building the perfect fixture for your project. Sconce can be ordered as a stand alone fixture or you can add one of our decorative elements.

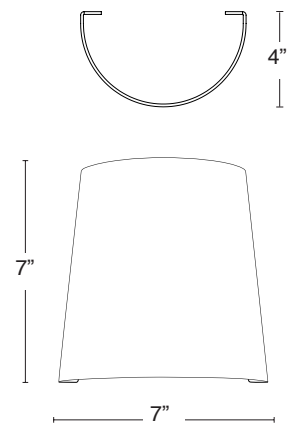
IES FILES AVAILABLE



AVAILABLE WITH OPTIONAL DECORATIVE ELEMENTS

See website for all options

MODULE	Field Replaceable C10W LED module
RATED LIFETIME	L70 100,000+ hours
SHADE	IK10 UL Certified high impact resin
CERTIFICATIONS	UL Damp Listed, RoHS, IK10 UL Certified, Title24 JA8 Certified, Energy Star
WARRANTY	10 Years
WATTAGE	10W
INPUT VOLTAGE	UNV (120-277VAC)
CRI	90+
DIMMING	Triac/ELV (120V only)
WEIGHT	3 LBS
PROJECTION	4", ADA Compliant



FIXTURE	MODULE	WATTS	DELIVERED LUMENS: RESIN SHADE	DELIVERED LUMENS: WHITE OPAL ACRYLIC	INPUT
CO7W7H	AU-C10W	10W	696	870	120V, 277V

Note: For Gold Shimmer, Linear Cross, and Cayenne resin, multiply delivered lumens by .8

ORDER CODE:

EXAMPLE: AU - C10W - 30 - 9 - CO7W7H - WO - DE10A - BLK - TLC

FAMILY	LED MODULE	CCT	CRI	SHADE SHAPE	SHADE PATTERN	DECORATIVE ELEMENT	DECORATIVE ELEMENT FINISH	LENS OPTIONS
AU	C10W		9	CO7W7H				
	C10W	22 2200K	9 90+ CRI	CO7W7H 7"W x 7"H x 4"D	Resin IB A FA LCV LCH GSV GSH BV BH CYV CYH RV RH Acrylic Shade WO	DE1A DE10A DE3A ELPS	Powder Coat EOB ESN ESB GR DB PN WHT BLK CP Wood Finishes WAL SPV SPH BA	BLC TLC STLC
		27 2700K						
		30 3000K						
		35 3500K						
		40 4000K						


IK10 UL Certified High Impact Resin Options



Decorative Element Options

Sconce can be ordered as a stand alone fixture or paired with a decorative element. For full selection of current available DEs please visit alvalight.com/design-your-light

- DE1A 4.25"W x 7.5"H x 4" deep (Only available in EOB, ESN, ESB, PN finishes)
- DE10A Modern Armature 5"W x 5"H Face Plate, 12"H
- DE3A Wood U-Channel, Small 6.5"W x 3"H x 1.75"D
- ELPS Ellipse Short




Decorative Element Finish Options

Metal Powder Coat Finishes



Wood Finishes (U-Channel & Door Panel Decorative Elements Only)



Custom RAL Powdercoat Colors also available (CP), MOQ may apply.

Lens Options

- BLC Bottom Lens Cover (BLC)
- TLC Top Lens Cover (TLC)
- STLC Sealed Top Lens Cover (STLC)