

How to submit files for ADA Door Panel Plaques



To complete your order for Alva ADA Door Panel Plaques for both the Indirect Shade Series and Design Your Light Door Panels, the following documents are required:

1. Excel Document (template provided) with Plaque Specifications

i. Size of Plaque

- Alva Door Number Plaques are quoted assuming a plaque size of 20sq inches or less. Upcharge applies to signs greater than 20sq inches. Plaques come at a standard thickness of 1/16" thick.

ii. Plaque Background color

- Characters and symbols must contrast with background. Light characters/symbols on dark background (or vice versa). Please refer to ADA Background Colors at end of document for available color options. Note that you can provide a custom pattern or design for your background.

iii. Plaque Lettering Color

- Please refer to ADA Text options at end of document for available color options. Braille text is printed clear unless otherwise specified. Braille is available in white, black, clear, and stainless steel.

iv. Font Style and Size (in inches)

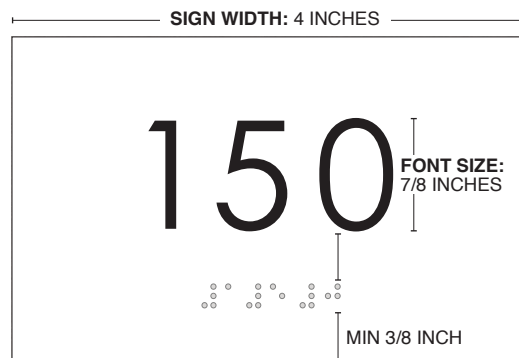
- ADA requirements specify a size range for text height of 5/8 - 2 inches. Braille should have a minimum of 3/8 inch clearance on all sides.
- Use simple, sans serif fonts, in medium or bold weight. Do not use italics, scripts, or other hard-to-read styles. The ADA print company can accommodate all fonts available through Adobe Creative Cloud. Quotes are based on using standard fonts. For custom fonts, .ttf or .otf font files are required and may require one-time set up fee. Not all fonts can be accommodated by print company.
- For tactile braille signs, all text must be UPPERCASE.

v. Total # of Plaques and list of room numbers

2. Mock-up of Plaque

i. Artwork for plaque design should be submitted as a vector format (.eps, .svg, .pdf, .ai).

- Please convert all text in the file to outlines when design is complete.
- Including a placeholder box for the braille is helpful for the print company. All braille will be translated and generated by the print company.



Please send completed files to sales@alvalight.com




























Once the above has been reviewed by the Alva team, we will request final sign off before sending to production. Completed door number plaques are then sent by mail directly to customer to be attached to the sconce panel on site once sconces have been installed.

The information contained in this guide are recommended best practices. To ensure compliance with all ADA requirements, we refer you to local ADA regulations. Alva® Lighting is not responsible for compliance with ADA regulations.

Door Plaque Color Options

Ultra-Mattes™ Reverse Engravable

A clear non-glare matte finish over a layer of rich color. Durable surface resists fingerprints. Ideal for ADA compliant signage. Achieve special effects with back-lighting and back-painting. UV stable and outdoor weatherable.

									
3X2-911 Matte/ Bright Green	3X2-931 Matte/ Celadon Green	3X2-991 Matte/ Hunter Green	3X2-901 Matte/Black Forest Green	3X2-311 Matte/ Sea Grey	3X2-661 Matte/ Dusty Rose	3X2-631 Matte/ Ruby	3X2-861 Matte/ Canyon	3X2-651 Matte/ Orange	3X2-701 Matte/ Yellow
									
3X2-381 Matte/ China Blue	3X2-831 Matte/ Beige	3X2-801 Matte/ Taupe	3X2-431 Matte/ Cinder	3X2-301 Matte/ Charcoal Grey	3X2-841 Matte/ Dark Brown	3X2-731 Matte/ Vintage Gold	3X2-371 Matte/ Vintage Silver	3X2-391 Matte/ Graphite	3X2-401 Matte/ Black
									
3X2-201 Matte/ White	3X2-221 Matte/ Ash	3X2-211 Matte/ Sandalwood	3X2-811 Matte/ Parchment	3X2-231 Matte/ Ivory	3X2-241 Matte/ Cement	3X2-581 Matte/ Driftwood			

Door Text Color Options

ADA Alternative® Substrate & Appliqué



	Red 311-601 (1-ply 1/32") 321-601 (1-ply 1/16") 341-601 (1-ply 1/8")		Burgundy 311-602 (1-ply 1/32") 321-602 (1-ply 1/16") 341-602 (1-ply 1/8")		Canyon 311-823 (1-ply 1/32") 321-823 (1-ply 1/16") 341-823 (1-ply 1/8")		Yellow 311-701 (1-ply 1/32") 321-701 (1-ply 1/16") 341-701 (1-ply 1/8")		Bright Green 311-901 (1-ply 1/32") 321-901 (1-ply 1/16") 341-901 (1-ply 1/8")		Pine Green 311-902 (1-ply 1/32") 321-902 (1-ply 1/16") 341-902 (1-ply 1/8")		Black Forest Green 311-903 (1-ply 1/32") 321-903 (1-ply 1/16") 341-903 (1-ply 1/8")		Bahama Blue 311-509 (1-ply 1/32") 321-509 (1-ply 1/16") 341-509 (1-ply 1/8")		Blue 311-501 (1-ply 1/32") 321-501 (1-ply 1/16") 341-501 (1-ply 1/8")		Air Force Blue 311-504 (1-ply 1/32") 321-504 (1-ply 1/16") 341-504 (1-ply 1/8")		Marine Blue 311-502 (1-ply 1/32") 321-502 (1-ply 1/16") 341-502 (1-ply 1/8")
	China Blue 311-302 (1-ply 1/32") 321-302 (1-ply 1/16") 341-302 (1-ply 1/8")		Antique Ivory 311-801 (1-ply 1/32") 321-801 (1-ply 1/16") 341-801 (1-ply 1/8")		Sand 311-808 (1-ply 1/32") 321-808 (1-ply 1/16") 341-808 (1-ply 1/8")		Ash 311-214 (1-ply 1/32") 321-214 (1-ply 1/16") 341-214 (1-ply 1/8")		Parchment 311-811 (1-ply 1/32") 321-811 (1-ply 1/16") 341-811 (1-ply 1/8")		Sandalwood 311-218 (1-ply 1/32") 321-218 (1-ply 1/16") 341-218 (1-ply 1/8")		White 311-201 (1-ply 1/32") 391-201 (1-ply 1mm) 321-201 (1-ply 1/16") 341-201 (1-ply 1/8")		Bright White 311-204 (1-ply 1/32") 391-204 (1-ply 1mm) 321-204 (1-ply 1/16") 341-204 (1-ply 1/8")		Light Grey 311-305 (1-ply 1/32") 321-305 (1-ply 1/16") 341-305 (1-ply 1/8")		Pearl Grey 311-306 (1-ply 1/32") 321-306 (1-ply 1/16") 341-306 (1-ply 1/8")		Grey 311-301 (1-ply 1/32") 321-301 (1-ply 1/16") 341-301 (1-ply 1/8")
	Charcoal Grey 311-307 (1-ply 1/32") 321-307 (1-ply 1/16") 341-307 (1-ply 1/8")		Taupe 311-802 (1/32") 321-802 (1/16") 341-802 (1/8")		Driftwood 311-595 (1/32") 321-595 (1/16") 341-595 (1/8")		Cinder 311-413 (1-ply 1/32") 321-413 (1-ply 1/16") 341-413 (1-ply 1/8")		Beige 311-831 (1-ply 1/32") 321-831 (1-ply 1/16") 341-831 (1-ply 1/8")		Dark Brown 311-803 (1-ply 1/32") 321-803 (1-ply 1/16") 341-803 (1-ply 1/8")		Black 311-401 (1-ply 1/32") 391-401 (1-ply 1mm) 321-401 (1-ply 1/16") 341-401 (1-ply 1/8")		Gold 311-771 (1-ply 1/32") 321-771 (1-ply 1/16") 341-771 (1-ply 1/8")		Silver 311-304 (1-ply 1/32") 321-304 (1-ply 1/16") 341-304 (1-ply 1/8")		Graphite 311-398 (1-ply 1/32") 321-398 (1-ply 1/16") 341-398 (1-ply 1/8")		