


# NATALIE

ARCHITECTURAL SCALE, WET-LISTED EXTERIOR WALL SCONCE

# alva



Natalie 43" in Enviro Oil-Rubbed Bronze (EOB)



Natalie 43" in Enviro Oil-Rubbed Bronze (EOB)

## APPLICATIONS

Flanking doors, on columns, on building facades, between windows. Suitable for marine environments.

## SIZES

- 28" H x 10.5" W x 6.5" D, 18 lbs
- 43" H x 10.5" W x 6.5" D, 27 lbs
- 58" H x 10.5" W x 6.5" D, 36 lbs

## MOUNTING

- J-Box 3.0 or 4.0 at center or end of fixture
- Steel mounting system with mounting plate and cover with rubber gaskets between the junction box and mounting plate
- Can be mounted vertically or horizontally

## SPECIFICATIONS

- IP66 Rated May be Power Washed at High Pressure (100kPa at distance of 3m)
- 120-277V input
- Title 24 Compliant
- Built in America (BAA)
- 100,000+ hours rated life time
- 10 Year Limited Warranty (excludes shade)

## LAMPING

- High efficiency, fully integrated proprietary LED module
- 80 CRI minimum, 85 CRI typical
- 3000K or 3500K standard
- (23W) 2300 LM for 28" light module
- (27W) 2900 LM for 43" light module
- (37W) 3700 LM for 58" light module
- 0-10V Dimming (100-10%)

## CONSTRUCTION

Fixture shell (shade): Heavy gauge aluminum with industrial powder coat finish and high-performance white opal acrylic with 30 year warranty for anti-yellowing in exterior applications. UL94HB FI rated for outdoor use



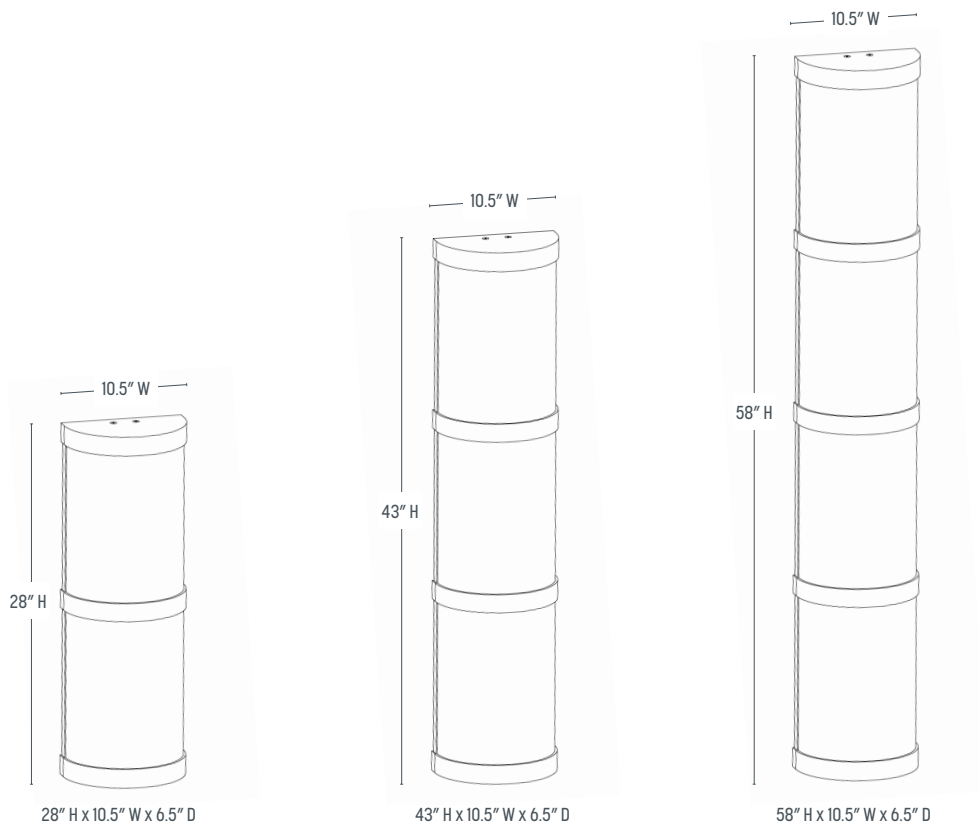
SPECIFICATIONS SUBJECT TO CHANGE

# NATALIE

ARCHITECTURAL SCALE, WET-LISTED EXTERIOR WALL SCONCE

alva

## DIMENSIONS



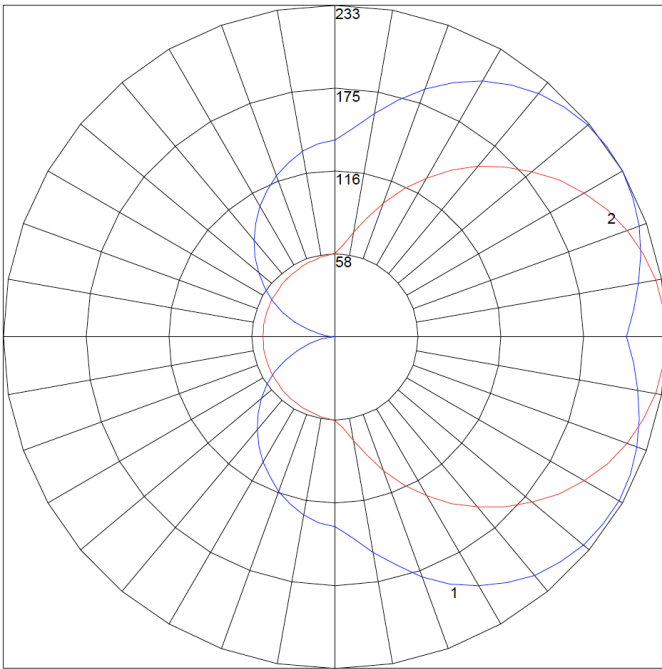
Natalie in Enviro Satin Nickel (ESN)

# NATALIE

ARCHITECTURAL SCALE, WET-LISTED EXTERIOR WALL SCONCE

alva


**PHOTOMETRIC REPORT**



Maximum Candela = 232.79 Located At Horizontal Angle = 0, Vertical Angle = 120  
 # 1 - Vertical Plane Through Horizontal Angles (0 - 180) (Through Max. Cd.)  
 # 2 - Horizontal Cone Through Vertical Angle (120) (Through Max. Cd.)



**METAL POWDER COAT FINISH OPTIONS**



ESN - Enviro Satin Nickel

EOB - Enviro Oil-Rubbed Bronze

WHT - White

BLK - Black

GR - Graphite

DB - Dark Bronze

*Custom RAL colors supplied on special order*

**ORDER CODE:**

NATALIE			
---------	--	--	--

MODEL

LENGTH

METAL TRIM

CCT

28 28"  
 43 43"  
 58 58"

POWDER COAT FINISH OPTIONS  
 ESN Enviro Satin Nickel  
 EOB Enviro Oil-Rubbed Bronze  
 GR Graphite  
 DB Dark Bronze  
 WHT White  
 BLK Black

3000 3000K  
 3500 3500K  
 4000 4000K